

Catalog

Dura Rack Structural Rack



237,000 sq. ft. manufacturing facility

Our Company had its start in 1930 and although we have had changes in manufacturing sites, we have a continuous record of manufacturing quality material handling products. During the last 72 years, our goal has been to improve our products and efficiency in manufacturing.

Today we produce products with the use of computer controlled production lines, automatic welding systems and powder coating.

Thank you for your trust. We will work hard to earn your confidence.

PHONE: 713-688-3798 FAX: 713-688-9164

**DURA RACK
750 ALMEDA-GENOA RD.
HOUSTON, TX 77047**




Structural Rack

- Dura Rack Structural Rack

DURA RACK, INC.

Structural



750 Alameda-Genoa Road ■ Houston, Texas 77047 ■ (713) 688-3799 ■ FAX (713) 688-9164

PHONE: 713-688-3798 FAX: 713-688-9164

**DURA RACK
750 ALMEDA-GENOA RD.
HOUSTON, TX 77047**

FRAMES

Teardrop design - most popular industrial standard -offers 2" adjustability for most efficient height usage.

Standard widths to 64" and heights to 300" to cover most storage applications.

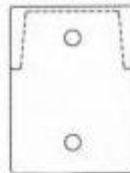
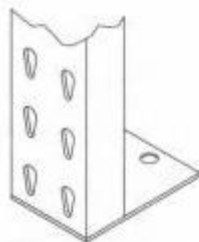
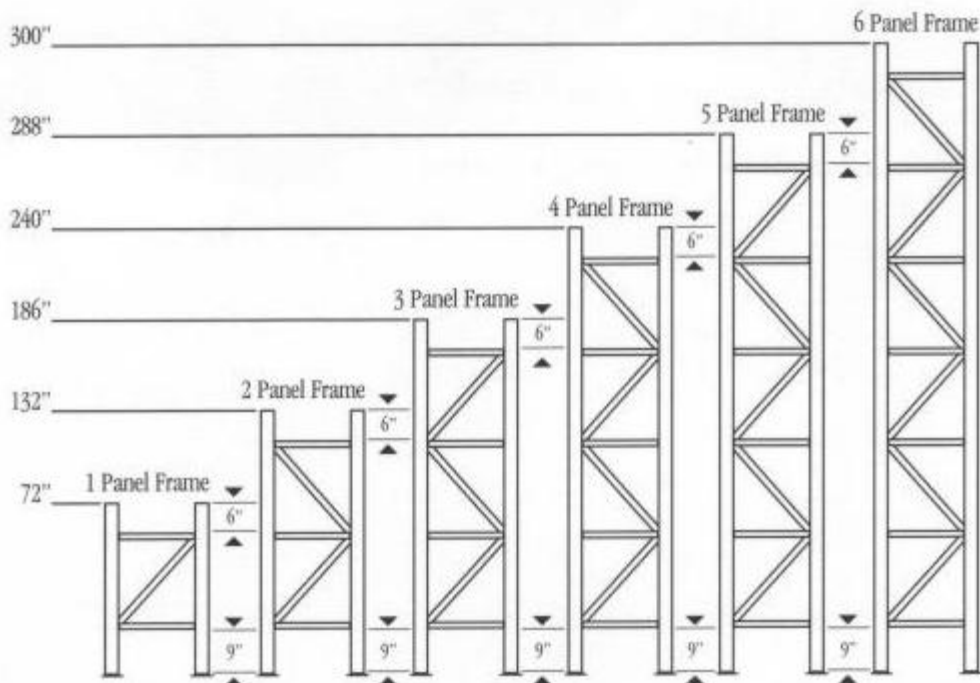
3" Structural channel columns and heavy structural angle bracing soundly welded together result in strong and reliable upright.

Boltless design insures ease of assembly and adjustment.

The finish is iron phosphated and is coated with powder coating to insure protection of rack components. Standard colors: Virginia Blue - frames, Safety Orange - beams.

Weight capacity to 48,000 lbs.. Capacities are based on 84" beam spacing.

All rack components designed in accordance with requirements of the Rack Manufacture Institute and conform to AISC Structural Steel.





10 GA. Foot Plate Welded to Frame Post

Top View of Foot Plate and Position of Frame Post

FRAMES



Distance Floor to top of bottom beam*	C3350 	C3350 DP 
	3"	3"
42"	30,000	48,700
48"	30,000	48,700
54"	30,000	48,700
60"	29,700	48,700
66"	28,700	48,700
72"	27,570	48,700
78"	26,500	48,700
84"	25,300	48,700
96"	22,700	45,500
108"	20,100	40,100
120"	17,200	34,200

STANDARD WIDTHS:

24", 30", 36", 42"

48", 54", 60", 64"

Other Widths available.

STANDARD HEIGHTS:

72", 84", 96", 108", 120", 132", 144",

156", 168", 180", 192", 204", 216",

228", 240", 246", 252", 258", 264",

270", 276", 282", 288", 294", 300"

Limited Warranty

Dura Rack, Inc. Warrants goods purchased here under to be free of defects in materials and workmanship (finish excluded) for a period of one (1) year from date of shipment. This warranty shall not apply in event goods are damaged as a result of misuse, abuse, neglect, accident, improper application, modification or repair by persons not authorized by seller or damaged during shipment. All implied warranties, including but not limited to warranties or merchantability and fitness for a particular purpose are hereby excluded. Buyer remedy, if any, for any defective goods shall be limited to a refund by seller or replacement of goods at sellers option, and shall in no event include damages of any kind, whether incidental, consequential or otherwise. No goods accepted for return without prior approval. Seller shall have the right to inspect goods claimed to be defective at buyers place of business or require buyer to return the goods to seller for inspection on seller's premises. Transportation charges borne by seller only if goods are proven defective under warranty.

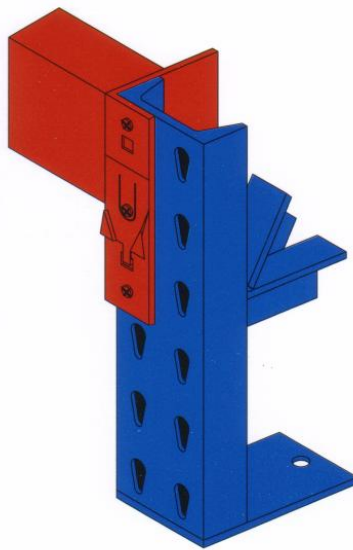
LOAD BEAMS

Beams are made of high strength steel, using one-piece construction welded for the strongest beam design.

The beams have heavy-duty connector clips with a self-locking safety spring that automatically locks the beam into place. Solid load bearing rivets secure the beams to the frame and the locking action increases as the load increases.

Standard beam lengths are available to 144" long in many load capacities. Meets or exceeds RMI standards.

Steel surface receive an iron phosphate coating and then are coated with powder coating safety orange to protect rack components.



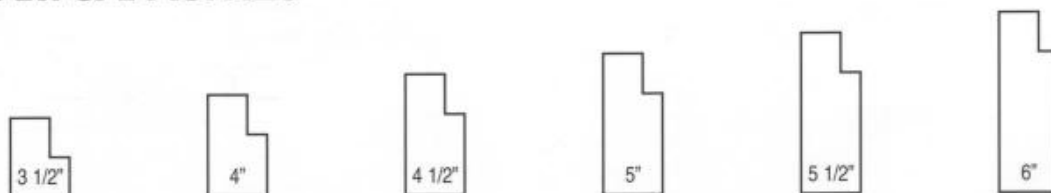
1 5/8" STEP BEAM



BEAM HEIGHTS

3 1/2", 4", 4 1/2",
5", 5 1/2", 6"

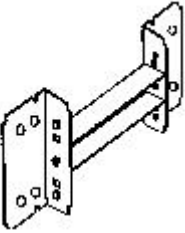
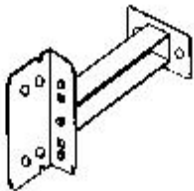
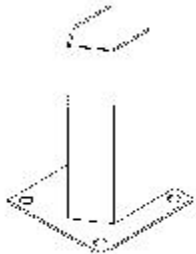
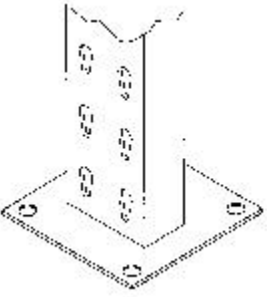
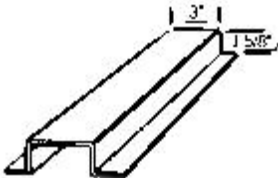
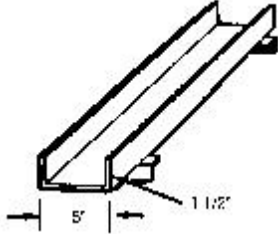
BEAM CAPACITIES

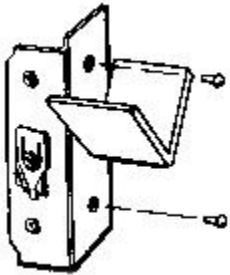
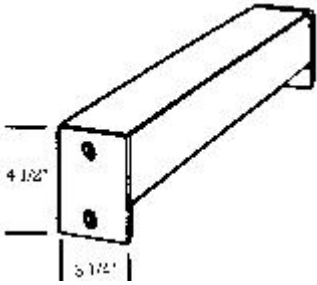
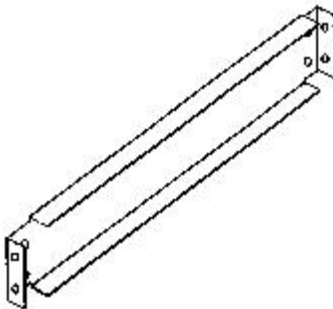



72"	4050	5200	6000	7240						
78"	3730	4820	5744	6980						
84"	3560	4490	5556	6234						
90"	3290	4150	5210	6180						
96"	3065	4040	5010	5750		6060	7000	7950	9160	10000
102"	2850	3595	4378	5050			6310	7180	8260	9390
108"	2400	3505	4075	4800		5260	6000	6770	7800	8870
114"		3250	3904		4380	4890	5650	6420	7390	8400
120"		2978	3865			4580	5370	6100	7000	8000
126"		2685	3665	4580			5110	5810	6690	7600
132"		2395	2850	3760			4880	5540	6380	7260
138"		2250			2620	3460	4490	5300	6110	6940
144"					2390	3160	4110	5080	5850	6650

Capacities are evenly distributed loads (per pair)

Standard color - Safety Orange

Accessories		
 <p>Rigid Row Spacer Model No. RRS-Length</p>	 <p>Heavy Duty Rigid Wall Tie Model No. RWT-Length</p>	 <p>External Upright Column Protector Model No. CP-Length</p>
 <p>Base Plate Model No. BP</p>	 <p>Plywood Support Bar Model No. PS-Length</p>	 <p>Skid Channel Stan Duty (.104) Model No. SC-Length</p>

 <p>Reel Holder Model No. RH</p>	 <p>Fork Clearance Bar Medium Duty 14 GA. Model No. HFCB Length - Medium Duty 13 GA. Model No. HFCB</p>	 <p>Front and Back Support Model No. FB-Length</p>
	 <p>Drum Bed Cradle Model No. DBC-Length</p>	

Call For Quantity Discounts					
30,000 LBS. - C33.5			48,600 LBS. - DPC33.5		
Part #	Wt. lbs	Net Price	Part #	Wt. lbs.	Net Price
C3 24096	79.1	\$36.48	DPC3 24096	142.1	\$67.55
C3 30096	81.1	\$37.01	DPC3 30096	144.1	\$68.50
C3 36096	83	\$37.49	DPC3 36096	146	\$69.40
C3 42096	85.1	\$38.96	DPC3 42096	148.1	\$70.39
C3 48096	88	\$39.71	DPC3 48096	150.1	\$71.35
C3 24120	91.9	\$45.19	DPC3 24120	161.9	\$76.96
C3 30120	94.6	\$46.14	DPC3 30120	164.6	\$78.24
C3 36120	97.3	\$47.11	DPC3 36120	167.3	\$79.52

C3 42120	100	\$48.20	DPC3 42120	170	\$80.81
C3 48120	102	\$49.14	DPC3 48120	172.3	\$82.91
C3 24144	110.1	\$54.72	DPC3 24144	194.1	\$92.27
C3 30144	114.5	\$55.90	DPC3 30144	198.5	\$94.36
C3 36144	118.9	\$57.19	DPC3 36144	202.9	\$96.44
C3 42144	123.3	\$58.49	DPC3 42144	207.3	\$98.54
C3 48144	127.7	\$59.84	DPC3 48144	211.7	\$100.63
C3 24168	126.6	\$63.55	DPC3 24168	224.6	\$106.76
C3 30168	130.6	\$64.50	DPC3 30168	228.6	\$108.66
C3 36168	142.6	\$65.69	DPC3 36168	240.6	\$114.37
C3 42168	148.6	\$66.96	DPC3 42168	248.6	\$118.18
C3 48168	154.6	\$68.27	DPC3 48168	252.6	\$120.07
C3 24192	121.7	\$74.48	DPC3 24192	233.7	\$112.66
C3 30192	137.5	\$75.78	DPC3 30192	249.5	\$120.26
C3 36192	156.3	\$76.60	DPC3 36192	268.3	\$127.54
C3 42192	172.1	\$78.20	DPC3 42192	284.1	\$135.05
C3 48192	187.9	\$79.76	DPC3 48192	299.9	\$142.56
C3 24240	180.8	\$90.91	DPC3 24240	320.8	\$153.36
C3 30240	188.7	\$93.16	DPC3 30240	328.7	\$156.20
C3 36240	196.6	\$94.18	DPC3 36240	336.6	\$160.00
C3 42240	204.5	\$96.00	DPC3 42240	344.5	\$163.75
C3 48240	211.4	\$97.88	DPC3 48240	351.4	\$167.04

BEAMS NET PRICES

114 Inch Long

Part #	Capacity per pair	Weight Each	Net Price each	Part #	Capacity per pair	Weight Each	Net Price each
35 16 84	3560	19.8	\$14.26	40 16 114	3250	27.80	\$18.74
40 16 84	4490	21.2	\$14.96	45 16 114	3904	29.70	\$19.66
45 16 84	5556	22.7	\$15.71	45 14 114	4890	36.00	\$20.63
50 16 84	6234	24.2	\$16.27	50 14 114	5650	38.40	\$21.70
40 14 84	6809	25.4	\$15.60	55 14 114	6420	40.90	\$22.76
40 14 84	7502	27.3	\$16.34	60 14 114	9390	43.50	\$23.82
				60 13 114	8400	51.40	\$25.80
90 Inch Long				120 Inch Long			
35 16 90	3290	20.9	\$14.26	40 16 120	2978	29.10	\$19.63
40 16 90	4150	21.2	\$14.96	45 16 120	3865	31.30	\$20.57
45 16 90	5210	24	\$16.57	45 14 120	4580	37.90	\$21.59
50 16 90	6180	25.6	\$17.03	50 14 120	5650	40.50	\$22.55
45 14 90	7050	26.9	\$16.42	55 14 120	6420	43.10	\$23.69
50 14 90	8160	30.9	\$18.17	60 14 120	7000	45.70	\$25.21
				60 13 120	8000	53.90	\$27.29
96 Inch Long				126 Inch Long			
35 16 96	3065	22.1	\$15.74	40 16 126	2685	30.50	\$20.34
40 16 96	4040	23.8	\$16.46	45 16 126	3665	33.20	\$21.56
45 16 96	5010	25.4	\$17.35	50 16 126	4580	34.90	\$22.32
50 16 96	5750	27.1	\$17.98	50 14 126	5110	42.40	\$23.39
45 14 96	6060	30.7	\$18.17	55 14 126	5810	45.10	\$24.64
50 14 96	7000	32.8	\$19.00	60 14 126	6690	47.90	\$25.84
55 14 96	7950	34.9	\$19.88	60 13 126	7600	56.50	\$28.00
60 14 96	9160	37	\$20.80				
60 13 96	10000	43.9	\$22.60				
102 Inch Long				132 Inch Long			
35 16 102	2850	23.4	\$16.45	40 16 132	2395	31.80	\$21.28
40 16 102	3595	25.1	\$17.26	45 16 132	2850	34.10	\$22.30
45 16 102	4378	26.9	\$18.17	50 14 132	4880	44.30	\$24.47
50 16 102	5050	28.8	\$18.92	55 14 132	5440	47.10	\$25.72
50 14 102	6310	34.8	\$19.93	60 14 132	6320	50.00	\$26.95
55 14 102	7180	37	\$20.88	60 13 132	7260	59.00	\$29.24
60 14 102	8260	39.2	\$21.88				
60 13 102	9390	46.2	\$23.63				
108 Inch Long				138 Inch Long			
35 16 108	2400	24.6	\$17.06	40 16 138	2250	33.20	\$22.06
40 16 108	3505	26.4	\$18.00	40 14 138	2660	40.20	\$22.87
45 16 108	4075	28.3	\$18.94	45 14 138	3460	43.10	\$24.02
50 16 108	4800	30.2	\$19.64	50 14 138	4490	46.10	\$25.34
45 14 108	5260	34.3	\$19.84	55 14 138	5300	49.20	\$26.59
50 14 108	6000	36.7	\$20.83	60 14 138	6610	52.20	\$27.90
55 14 108	6770	38.9	\$21.85	60 13 138	6940	61.70	\$30.28
60 14 108	7800	41.3	\$22.86				
60 13 108	8870	48.7	\$24.88				

				144 Inch Long			
			\$0.00	40 14 144	2390	41.70	\$23.77
			\$0.00	45 14 144	3160	44.80	\$25.25
			\$0.00	50 14 144	4110	48.00	\$26.10
			\$0.00	55 14 144	5080	51.90	\$27.85
			\$0.00	60 14 144	5850	54.30	\$29.22
			\$0.00	60 13 144	6550	64.20	\$31.69

DURA RACK
750 ALMEDA-GENOA RD.
HOUSTON, TX 77047
PHONE: 713-688-3798 - FAX: 713-688-9164